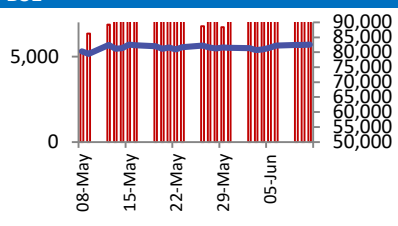
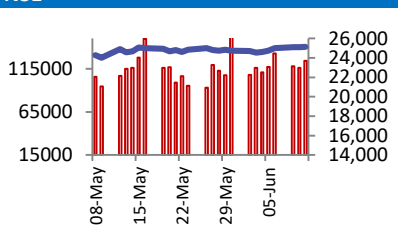


BSE	NSE
	
Open 82473 High 82784 Low 82309 Close 82515 Change 123 Volume (Lacs) 12684 Turnover (Rs.inCr) 8715	Open 25134 High 25222 Low 25081 Close 25141 Change 37 Volume(Lacs) 67736 Turnover(Rs.in Cr) 124232

World Markets	Current	Previous	Pt. Chg	Var(%)
Dow	42866	42867	(1)	0.0%
Dow Futures	42726	42908	(182)	-0.4%
Nasdaq	19616	19715	(99)	-0.5%
FTSE	8864	8853	11	0.1%
Nikkei	38149	38421	(272)	-0.7%
Hang Seng	24282	24367	(85)	-0.3%
Gift Nifty	25233	25201	32	0.1%
Straits Singapore	3928	3919	9	0.2%
South Korea	2923	2907	16	0.5%
Taiwan	22316	22470	(154)	-0.7%
Shanghai	3402	3402	(0)	0.0%

Commodity Prices	Current	Previous	Pt. Chg	Var(%)
Copper (\$/MT)	9648	9757	(109)	-1.1%
Alumin (\$/MT)	2516	2493	23	0.9%
Zinc (\$/MT)	2654	2658	(4)	-0.2%
Brent Crude (\$/bbl)	69	70	(0)	-0.6%
Gold (\$/Ounce)	3376	3355	21	0.6%
Silver (\$/Ounce)	36	36	0	0.2%
Light Crude (\$/bbl)	68	68	(0)	-0.6%
N G (\$/mmbtu)	4	4	0	1.0%
Sugar (\$/MT)	473	468	5	1.1%
Rubber (Rs./kg)	197	197	0	0.0%
Baltic Dry Index	1738	1680	58	3.5%

Currency Exchange Rate	Current	Previous	Var(%)
Rs./ \$ rate	85.51	85.62	-0.12%
Rs./ Euro	97.78	97.75	0.03%
Rs./Chinese Yuan	11.90	11.89	0.03%
Yen / \$ rate	143.97	144.56	-0.41%
\$ US/Euro	1.15	1.15	0.20%

Dollar Index	Current	Previous	Var(%)
Dollar Index	98.43	98.63	-0.21%

Support/ Resistance Levels for Today		
	Nifty	Bank Nifty Fut
Support 1	25100	56440
Support 2	25000	56200
Resistance	25200	56840

Securities in Ban For Trade	
TITAGARH	ABFRL
IREDA	RBLBANK
CHAMBLFERT	HINDCOPPER
CDSL	IEX

Market Review

US: US stocks gave back early gains and fell at the finish Wed following word of a U.S.-China trade deal and a report showing inflation has cooled. Meanwhile, an Amazon partnership lifted an energy company's shares while Tesla gave back most of its early gains on the stock market today amid delays with its robotaxi launch.

Asia: Asian shares were trading mixed early Thursday after Wall Street's rally stalled as investors appeared not to react much to the results of the latest round of China-U.S. trade talks.

India: Indian equities ended mixed on Wednesday, with benchmark indices extending their winning streak to a sixth straight session, supported by gains in IT and oil & gas stocks, even as broader market indices, particularly midcaps, underperformed. **Market is expected to open on a flattish note and likely to witness range bound move during the day.**

Global economy: US Federal Budget Balance, a key indicator of the govt's financial health, has reported a significant deficit. The actual deficit stands at -\$316.0B, a figure that has surpassed the forecasted deficit of -\$314.3B. This deficit, which measures the difference in value between the federal government's income and expenditure during the reported month, is a stark contrast to the previous surplus of \$258.0B. A positive number in the Federal Budget Balance indicates a budget surplus, while a negative number indicates a deficit.

Japan's business sentiment worsened in April-June for the first time in five quarters, a sign uncertainty over U.S. tariff policy was taking a toll on the country's export-heavy economy. An index measuring big firms' business confidence fell to -1.9 in the current quarter, following +2.0 in Jan-March, Ministry of Finance data showed.

Commodities: Oil prices edged higher on Thursday to their highest in more than two months, after U.S. President Trump said U.S. personnel were being moved out of the Mid East, which raised fear that escalating tensions with Iran could disrupt supply.

Gold gained for a second day on increased tensions in the Middle East, with its haven status also supported by President Trump's comments that he will inform trading partners on tariff rates within two weeks.

Currency: The US ordered some staff to depart the embassy in Baghdad and authorized military service members' families to leave the Middle East, officials said, after Iran threatened to attack US bases if talks over its nuclear program fall through.

FII Derivative Transactions (Rs. Cr)

Contracts	Purchase		Sell		Net	Open Interest (OI)		OI (Previous day)		Change	
	Contract	Value	Contract	Value		Contract	Value	Contract	Value	Contract	Value
Index Future	17968	3316	11493	2070	1246	155495	28286	154908	28167	587	119
Index Option	7150975	1340333	6848257	1283386	56947	2330650	431489	2169546	400941	161104	30548
Stock Future	264808	17277	281131	18490	(1213)	5819607	383741	5831268	384890	(11661)	(1149)
Stock Option	1105410	76822	1157342	80474	(3652)	1362145	90634	1259973	84093	102172	6541
Total	8539161	1437748	8298223	1384420	53328	9667897	934150	9415695	898091	252202	36059

FII All Activity-BBG (Rs Cr)		Buy	Sell	Net
4-Jun-25		17867	16262	1605
5-Jun-25		18265	18215	49
6-Jun-25		15541	14276	1265
9-Jun-25		13312	10900	2412
10-Jun-25		17588	14510	3078
Month to date- June		114271	111262	3009
FII (Prov.) (Rs. Cr)		Buy	Sell	Net
5-Jun-25		17879	18087	(208)
6-Jun-25		15208	14199	1010
9-Jun-25		12778	10785	1993
10-Jun-25		16548	14246	2302
11-Jun-25		14531	14977	(446)
Month to date-June		123422	123139	283
DII (Prov.) (Rs. Cr)		Buy	Sell	Net
5-Jun-25		13191	10809	2382
6-Jun-25		22523	13180	9342
9-Jun-25		15306	11802	3504
10-Jun-25		13788	12675	1113
11-Jun-25		14765	13180	1585
Month to date-June		122791	91076	31715
FII Debt - BBG (Rs. Cr)		Buy	Sell	Net
4-Jun-25		2132	3994	(1862)
5-Jun-25		2237	2501	(264)
6-Jun-25		2120	1452	668
9-Jun-25		623	1876	(1254)
10-Jun-25		5671	6293	(622)
Month to date- June		16628	24485	(7857)

Market Breadth	BSE		NSE	
	No.	%	No.	%
Advance	2208	53%	1576	53%
Decline	1856	44%	1314	44%
Unchanged	116	3%	69	2%

Market Turnover	11-Jun	10-Jun	Var (%)
BSE Cash	8715	9436	-8%
NSE Cash	124232	115863	7%
NSE Futures	104564	100580	4%
NSE Options	18678768	9290243	101%
Total (Rs.Cr)	18916279	9516122	99%

Volatility Index	11-Jun	10-Jun
Volatility Index	13.67	14.02

Index PE - TTM	11-Jun	Yr. High	Yr. Low
Sensex	23.1	25.2	20.3
Nifty	22.6	24.4	19.6

Corporate News
Hindustan Copper plans Rs 2,000 cr capex for core expansion by FY31, excludes PPP projects

State-run Hindustan Copper Ltd (HCL) will invest around Rs 2,000 cro over the next five to six years to expand its mining operations, primarily at its flagship Malanjkhand Copper Project (MCP) in Madhya Pradesh.(ET)

Sterlite Technologies Bags Rs 2,631-Cr Contract From BSNL

Sterlite Technologies Ltd. entered into an agreement with BSNL for design, construction, supply and maintenance of the middle-mile network under BharatNet. Sterlite Tech, through its global services business, in consortium with Dilip Buildcon Ltd., entered into the agreement with BSNL for a deal value of Rs 2,631 cr. (NDTV)

Maruti Suzuki India gains NCLT nod for amalgamation with Suzuki Motor Gujarat

The NCLT Principal Bench in New Delhi approved the first motion application for the amalgamation of Suzuki Motor Gujarat Private Limited, a wholly owned subsidiary, into Maruti Suzuki India Limited on June 10, 2025. (CNBC)

Economy
Govt slashes Basic Custom duty on major imported crude edible oils from 20% to 10%

The government has reduced the Basic Customs Duty on crude sunflower, soybean, and palm oils from 20% to 10%, increasing the duty gap with refined oils to 19.25%. This move aims to lower edible oil prices, encourage domestic refining, and ease inflation. Industry has been urged to pass on the benefits to consumers. (ET)

Cabinet clears Rs 6,405-cr rail projects to ease freight congestion

The Union Cabinet approved two railway capacity expansion projects worth ₹6,405 cr. The projects, Koderma – Barkakana track doubling and Ballari – Chikjajur doubling, aims to enhance connectivity in Jharkhand, Karnataka, and Andhra Pradesh. The multitracking projects are poised to improve operational efficiency and service reliability for Indian Railways and alleviate congestion, the Cabinet said. (ET)

International
Auto parts maker Dana to sell unit to Allison Transmission for \$2.7 bn

Dana will sell its off-highway business to Allison Transmission for \$2.7 bn. Shares of the Maumee, Ohio-based Dana rose 7% after the bell. Its board authorized a \$1 bn capital return program through 2027 with shareholders set to receive \$550 mn at or before the transaction closes. Allison's stock fell 1.9%. (Invst)

Top 5 Nifty Gainers	11-Jun	10-Jun	Var(%)
HCLTECH	1722	1668	3.2%
INFY	1631	1596	2.2%
TECHM	1638	1611	1.7%
WIPRO	259	255	1.6%
ONGC	247	245	1.1%
Top 5 Nifty Losers	11-Jun	10-Jun	Var(%)
SHRIRAMFIN	686	700	-2.0%
POWERGRID	295	301	-1.9%
ADANIANT	2581	2613	-1.2%
ADANIPTS	1456	1474	-1.2%
BEL	393	397	-1.1%

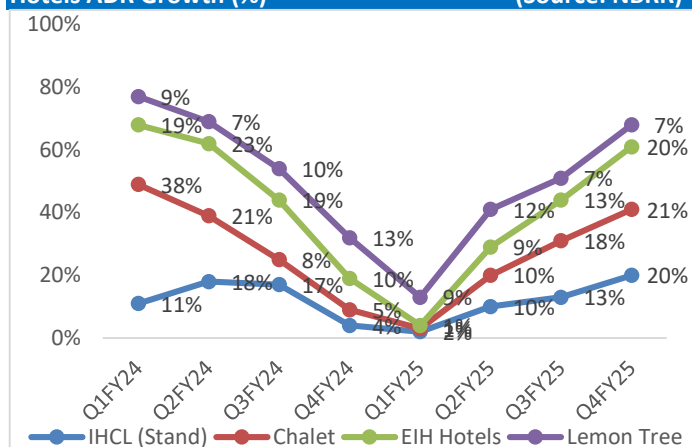
BSE Index Watch	Last	1 day	1 wk	1 mth	1 yr
SENSEX	82515	0.1%	1.9%	0.1%	7.7%
MIDCAP	46532	-0.1%	2.3%	6.4%	3.0%
SMLCAP	54281	0.1%	2.7%	11.5%	8.1%
AUTO	53410	0.2%	2.1%	1.9%	-6.5%
BANKEK	63731	-0.3%	1.6%	0.9%	12.2%
Capital Goods	71161	-0.4%	0.6%	9.0%	0.7%
FMCG	20511	-0.6%	0.6%	-1.1%	-1.3%
Health Care	44008	0.7%	3.1%	5.8%	19.7%
IT	38270	1.2%	4.7%	2.0%	8.2%
METAL	31513	0.1%	2.8%	4.6%	-5.7%
Oil & Gas	27904	1.8%	3.8%	4.0%	-4.8%
Power	6928	-0.8%	2.7%	3.8%	-11.4%
Realty	7976	0.1%	5.4%	17.8%	-6.8%

Margin Trading Disclosure (Rs. In Cr)	Last	1 day	1 wk	1 mth	3 mth
Op. Scripwise Outstanding	80963	0.1%	1.6%	17.1%	16.9%
Fresh Exposure	8238	2.3%	14.0%	99.1%	114 %
Exposure liquidated	7303	-8.4%	24.4%	52.7%	78.5%
Closing Net scripwise outstanding	81899	1.2%	1.1%	19.6%	18.7%

NSE USD Futures	11-Jun	10-Jun	Var (%)
May Expiry (Rs./\$)	84.70	85.00	-0.4%
June Expiry (Rs./\$)	86.07	86.07	0.0%
Total Turnover (Rs. Cr)	1621	1586	2%

Sectors	TTM PE
Auto	31.25
Auto Ancillary	42.82
Banking	14.52
Engineering	47.65
Cement	73.4
Diamonds & Jewellery	44.2
Housing Finance	24.68
Infrastructure & Const	28.93
Metals-Aluminium	30.4
Metal – Steel	18.22
Oil Expl.	7.18
Pharma	9.97
Power – Gen. Supp.	40.59
Information Tech.	27.77
Sugar	19.29
Telecom Serv. Prov.	38.52
Tyres	31.92

Hotels ADR Growth (%) (Source: NBRR)



10 year G-Sec Yield	Current	Previous	Change
US	4.39%	4.42%	(3) bps
Japan	1.45%	1.47%	(1) bps
India	6.37%	6.36%	1 bps
UK	4.55%	4.54%	1 bps
Libor 3 Mths	4.85%	4.85%	(0) bps

Indian Eco Data	Current	Previous	Var(%)
Forex Reserve (US\$ in bn)	692	692	0.0%
Inflation - WPI	0.85%	2.05%	(120) bps
Inflation - CPI	3.16%	3.34%	(18) bps

India GDP	Q3FY25	Q2FY25	Var(%)
Growth	7.38%	6.40%	98 bps

Monetary Policy	Current	Previous	Change
Repo Rate	5.50%	6.00%	(50) bps
Reverse Repo Rate	3.35%	3.35%	0 bps
CRR	4.00%	4.00%	0 bps
O/S Banking System Liquidity (Rs bn)	2510	2353	157.0

IIP Growth %	Mar-25	Mar-24	Apr-Feb
IIP	2.7	5.2	3.5
Capital Goods	2.4	7.0	6.2
Mining	0.4	1.3	2.2
Manufacturing	3.0	5.9	4.2
Electricity	6.3	8.6	3.8

ADR Price Movement

Company	Price (US\$)	Volume	Previous Day Price	Volume	Variance (%)	No. of Share Per ADR	ADR Price (Rs.)	BSE Price	Variance (%)
Infosys Tech	18.61	15531321	18.51	9545898	0.54%	1	1591.41	1631.10	-2.4%
Wipro	3.00	5478189	2.97	4283767	1.01%	1	256.54	258.92	-0.9%
Dr.Reddy's	15.93	1674426	15.89	1437410	0.25%	1	1362.23	1351.10	0.8%
ICICI Bank	33.44	2809402	33.42	4070601	0.06%	2	1429.79	1431.00	-0.1%
HDFC Bank	76.07	1695368	76.54	1258818	-0.61%	3	2168.34	1950.40	11.2%

GDR's (US\$)

	Prices	Prev. Close	Change	Var %
L&T	43.05	42.80	0.3	0.6%
RIL	67.50	67.20	0.3	0.4%
SBI	95.10	95.50	(0.4)	-0.4%

US Economy Data	Current	Previous
Inflation (%) (YoY)	2.40%	2.30%
Unemployment (%)	4.20%	4.20%

Interest Rate (%)	Current	Previous
Fed Rate	4.50%	4.50%

US GDP	Q2CY25	Q1CY25
Growth (QoQ Annualized)	-0.20%	2.40%

China Economy Data	Current	Previous
GDP	5.40%	5.40%
Inflation – CPI (%)	-0.10%	-0.10%

Economic Calendar

	Date
Indian GDP Data	29 Aug
Indian Inflation Data CPI	12 Jun
Indian Inflation Data WPI	16 Jun
Indian Monetary Policy	06 Aug
India's Industrial Production (IIP)	29 Jun
US Inflation Data	To be announced
US GDP	26 Jun
US Unemployment Data	03 July
US Fed Rate	18 Jun
China GDP	15 July
China Inflation Data	09 July

Event Update

Name	Date	Purpose
Avantel Ltd.	12/06/25	Rs.0.20 per share(10%)Final Dividend
Jeena Sikho Lifecare Ltd.	12/06/25	Split/Subdivision
Swastik Safe Deposit & Investments Ltd.	12/06/25	Rs.1.00 per share(10%)Final Dividend
Tata Chemicals Ltd.	12/06/25	Rs.11.00 per share(110%)Final Dividend
Trent Ltd.	12/06/25	Rs.5.00 per share(500%)Final Dividend
ACC Ltd.	13/06/25	Rs.7.50 per share(75%)Final Dividend
Adani Enterprises Ltd.	13/06/25	Rs.1.30 per share(130%)Final Dividend
Adani Ports and Special Economic Zone Ltd.	13/06/25	Rs.7.00 per share(350%)Final Dividend
Adani Total Gas Ltd.	13/06/25	Rs.0.25 per share(25%)Dividend
Alufluoride Ltd.	13/06/25	Rs.3.00 per share(30%)Final Dividend
Ambuja Cements Ltd.	13/06/25	Rs.2.00 per share(100%)Dividend
Apcotex Industries Ltd.	13/06/25	Rs.4.50 per share(225%)Final Dividend
BCPL Railway Infrastructure Ltd.	13/06/25	Rs.1.00 per share(10%)Final Dividend
Canara Bank	13/06/25	Rs.4.00 per share(200%)Final Dividend
DAM Capital Advisors Ltd.	13/06/25	Rs.1.00 per share(50%)Final Dividend
Eimco Elecon (India) Ltd.	13/06/25	Rs.5.00 per share(50%)Final Dividend
Elecon Engineering Company Ltd.	13/06/25	Rs.1.50 per share(150%)Final Dividend
Indegene Ltd.	13/06/25	Rs.2.00 per share(100%)Final Dividend
JM Financial Ltd.	13/06/25	Rs.2.70 per share(270%)Dividend
Piramal Enterprises Ltd.	13/06/25	Rs.11.00 per share(550%)Final Dividend
Power Finance Corporation Ltd.	13/06/25	Rs.2.05 per share(20.5%)Final Dividend
Sharda Motor Industries Ltd.	13/06/25	Rs.32.50 per share(1625%)Final Dividend
SMC Global Securities Ltd.	13/06/25	Rs.1.20 per share(60%)Final Dividend
Smruthi Organics Ltd.	13/06/25	Rs.1.50 per share(15%)Final Dividend

Bulk Deal As On 11/06/25

BSE					
Security Code	Security Name	Client Name	Deal	Quantity	Price
544412	3BFILMS	SOMANI VENTURES AND INNOVATIONS LIMITED	S	30000	39.52
544412	3BFILMS	SOMANI VENTURES AND INNOVATIONS LIMITED	B	663000	39.52
542580	AARTECH	VARUN KRISHNAVTAR KABRA	S	207833	73.11
542580	AARTECH	VARUN KRISHNAVTAR KABRA	B	287187	74
540691	ABCAPITAL	JOMEI INVESTMENTS LIMITED	S	23400000	242.65
543230	ADVAIT	KEDIA SECURITIES PRIVATE LIMITED	B	100000	1725
538351	AFEL	MATHOLIYA CHETAN RUGNATHBHAI	S	185055	3.83
538351	AFEL	MILANSANCHANIYA	S	471265	3.83
539523	ALKEM	SAMPRADA&NANHAMATI SINGH FAMILY TRUST	S	755400	4831.92
538465	AMARSEC	OMKAR PRAVIN HERLEKAR	S	67869	13.57
538465	AMARSEC	PRAVESHKUMAR MACAN	S	15340	13.53
538465	AMARSEC	SULEKHA GOPALAKRISHNA	B	30000	14.32
543678	AMBOAGRI	AMBO CREDIT PRIVATE LIMITED	S	75000	73.87
532395	AXISCADES	JUPITER CAPITAL PRIVATE LIMITED	S	307316	1100.01
537766	BCP	ABDUL AZEES	S	355000	2.2
512441	ENBETRD	GAUTAM RAJ	S	11356706	0.72
513309	GOLKONDA	KRISHNA KUMAR DHARAMSHI SOMAIYA	B	35666	13.11
524238	GUJINJEC	JV INVESTMENT	B	75000	21.9
543600	HARSHA	DSP MUTUAL FUND	B	1383538	415
543600	HARSHA	MANSI SHARE & STOCK ADVISORS PRIVATE LIMITED	S	936	413.08
543600	HARSHA	MANSI SHARE & STOCK ADVISORS PRIVATE LIMITED	B	599512	415.01
543600	HARSHA	PLUTUS WEALTH MANAGEMENT LLP	S	2500000	415.09
531968	IITLPROJ	ALANKIT IMAGINATIONS LIMITED	S	43500	62.46
531968	IITLPROJ	PARDEEP KUMAR AGGARWAL	B	35488	62.11
539175	INDRAIND	SHAILESH DHAMELIYA	B	39208	11.99
543286	JETMALL	ANITA BAGMAR	S	66000	12.52
543286	JETMALL	LOKESH YADAV	B	54000	12.52
532397	KONNDOR	KOMAL SHYAM GORAKSHA	B	69600	17.2
532397	KONNDOR	MIDAS FLEXIPACKS PVT LTD	B	133141	17.2
532397	KONNDOR	MITIN JAIN	S	174228	17.2
532397	KONNDOR	NAMRATA MITIN JAIN	S	121497	17.2
532397	KONNDOR	POURNIMA JAYVANT NICHITE	B	63100	17.2
533289	KTIL	MERU INVESTMENTS	B	70000	99.33
514060	MARKOBENZ	DHANJIT REAL TRADE LLP	B	118852	10.67
544073	MCPL	ALLINA QURESHI	B	200000	217.16
544073	MCPL	MONEYPLANT GOLD & JEWELLERY TRADING L.L.C	S	91000	214.91
543539	MODIS	AEGIS INVESTMENT FUND	B	250000	274.99
531834	NATHUEC	PARTH JHALARIA	S	33081	10.31
543207	NATURAL	AMIT KUMAR KAR	S	400000	13.35
543207	NATURAL	CHAUBARA EATS PRIVATE LIMITED	B	185000	13.32
543207	NATURAL	MANISH KUMAR HUF	B	135000	13.25
543207	NATURAL	RAVI MANDAVA	S	199851	12.43
531512	ORIENTTR	PASHUPATI CAPITAL SERVICE PVT LTD	S	82000	20.61
531512	ORIENTTR	SUNAYANA INVESTMENT COMPANY LIMITED	S	159000	19.88
531512	ORIENTTR	SUNAYANA INVESTMENT COMPANY LIMITED	B	159888	20.01
540198	OSIAJEE	CHAUBARA EATS PRIVATE LIMITED	B	60000	239.75
540198	OSIAJEE	MANISH KUMAR	S	90000	239.91
540198	OSIAJEE	VISUBABA TECHNOLOGIES PRIVATE LIMITED	B	37000	240.2
531395	PADAMCO	NIRAJ RAJNIKANT SHAH	S	192482	41.43
530095	PRADHIN	DHAVAL SHANKARBHAI RABARI	S	15600000	0.3

530095	PRADHIN	GAUTAM RAJ	S	26700000	0.3
530095	PRADHIN	SHARE INDIA SECURITIES LIMITED	S	8224866	0.3
530095	PRADHIN	SHARE INDIA SECURITIES LIMITED	B	8224866	0.3
540425	SHANKARA	OHANA INDIA GROWTH FUND	B	139271	1027.8
532217	SIELFNS	JR SEAMLESS PRIVATE LIMITED	B	105000	7.91
539584	SIPTL	GOKALBHAI GHEMARBHAI CHAUDHRI	S	7453866	0.47
539584	SIPTL	GOKALBHAI GHEMARBHAI CHAUDHRI	B	88593	0.48
544399	SRIGEE	ABUNDANTIA CAPITAL VCC - ABUNDANTIA CAPITAL III	S	44400	266.19
531499	SYBLY	SRIJAN GUCHHAIT	S	89684	2.91
523752	TIHIL	PRAS INVESTMENT PRIVATE LIMITED	S	15000	19.99
523752	TIHIL	PRAS INVESTMENT PRIVATE LIMITED	B	581934	19.98
544406	UNIFIED	BNP PARIBAS FINANCIAL MARKETS	B	102400	332.68
531574	VASINFRA	FOX SOFTWARE TECHNOLOGIES LIMITED	S	183506	6.78
531574	VASINFRA	FOX SOFTWARE TECHNOLOGIES LIMITED	B	45447	6.14
531574	VASINFRA	JAYESH V VALIA HUF	S	905000	6.15
531574	VASINFRA	MANSI SHARE & STOCK ADVISORS PRIVATE LIMITED	B	269389	6.14
531574	VASINFRA	VISHWA PRANAVBHAI VORA	S	281986	6.28
526755	VELHO	RAVNEETSINGHSACHDEVA	S	164540	5.31
503675	WAGEND	SUMANCHEPURI	B	263609	1.21

NSE

Security Code	Security Name	Client Name	Deal	Quantity	Price
ABCAPITAL	Aditya Birla Capital Ltd.	EDELWEISS MUTUAL FUND	BUY	824232	242.65
ABCAPITAL	Aditya Birla Capital Ltd.	GOLDMAN SACHS ETF TRUST GOLDMAN SACHS INDIA EQUITY ETF	BUY	4393	242.65
ABCAPITAL	Aditya Birla Capital Ltd.	GOLDMAN SACHS FUNDS GOLDMAN SACHS INDIA EQUITY PORTFOLIO	BUY	3363220	242.65
ABCAPITAL	Aditya Birla Capital Ltd.	GREATER INDIA PORTFOLIO	BUY	185981	242.65
ABCAPITAL	Aditya Birla Capital Ltd.	GS INDIA EQUITY	BUY	120068	242.65
ABCAPITAL	Aditya Birla Capital Ltd.	HSBC MUTUAL FUND	BUY	721203	242.65
ABCAPITAL	Aditya Birla Capital Ltd.	JOMEI INVESTMENTS LIMITED	SELL	23400000	242.65
ABCAPITAL	Aditya Birla Capital Ltd.	JOMEI INVESTMENTS LIMITED	SELL	23400000	242.65
ABCAPITAL	Aditya Birla Capital Ltd.	LIC MUTUAL FUND	BUY	103029	242.65
ABCAPITAL	Aditya Birla Capital Ltd.	LIC MUTUAL FUND	BUY	206059	242.65
ABCAPITAL	Aditya Birla Capital Ltd.	LIC MUTUAL FUND.	BUY	103029	242.65
ABCAPITAL	Aditya Birla Capital Ltd.	MANULIFE GLOBAL FUND INDIA EQUITY FUND	BUY	418319	242.65
ABCAPITAL	Aditya Birla Capital Ltd.	MEDIOLANUM BEST BRANDS MEDIOLANUM INDIA OPPORTUNITIES	BUY	266355	242.65
ABCAPITAL	Aditya Birla Capital Ltd.	MOTILAL OSWAL MUTUAL FUND	BUY	14664647	242.65
ABCAPITAL	Aditya Birla Capital Ltd.	MOTILAL OSWAL MUTUAL FUND	BUY	617200	242.65
ABCAPITAL	Aditya Birla Capital Ltd.	MOTILAL OSWAL MUTUAL FUND	BUY	14664647	242.65
ABCAPITAL	Aditya Birla Capital Ltd.	MOTILAL OSWAL MUTUAL FUND	BUY	1202800	242.65
ABCAPITAL	Aditya Birla Capital Ltd.	NEW YORK STATE TEACHERS RETIREMENT SYSTEM	BUY	181145	242.65
ABCAPITAL	Aditya Birla Capital Ltd.	NORDEA 1 SICAV	BUY	418320	242.65
ANZEN	Anzen Ind Ene Yld Plu Tru	EDELWEISS INFRASTRUCTURE YIELD PLUS	SELL	4425000	112.56
ANZEN	Anzen Ind Ene Yld Plu Tru	NUVAMA WEALTH FINANCE LIMITED	BUY	4425000	112.56
ATALREAL	Atal Realtech Limited	CHAITALI JATINKUMAR SHAH	SELL	700000	18.91
DCXINDIA	DCX Systems Limited	NCBG HOLDINGS INC	SELL	2467200	304
DCXINDIA	DCX Systems Limited	NEOMILE CORPORATE ADVISORY LIMITED	BUY	812165	304
ETERNAL	ETERNAL LIMITED	MARSHALL WACE INVESTMENT STRATEGIES - EUREKA FUND	SELL	6093607	255.68
ETERNAL	ETERNAL LIMITED	SOCIETE GENERALE	BUY	6093607	255.68
FORCAS	Forcas Studio Limited	VINEET SOMNATH KAUL	BUY	88000	112.6
GANGABATH	Ganga Bath Fittings Ltd	BANWARI LAL KANOONGO	SELL	612000	59
GANGABATH	Ganga Bath Fittings Ltd	NEOMILE CORPORATE ADVISORY LIMITED	BUY	1398000	59
GANGABATH	Ganga Bath Fittings Ltd	RAJESH CHANDER ANAND HUF	SELL	135000	59
GANGABATH	Ganga Bath Fittings Ltd	SANJAY KUMAR GOYAL	SELL	225000	59
HILTON	Hilton Metal Forging Limi	YUVRAJ HIRALAL MALHOTRA	SELL	1020000	65.8
ICICIBANK	ICICI Bank Ltd.	MARSHALL WACE INVESTMENT STRATEGIES - EUREKA FUND	SELL	120405	1422.9
ICICIBANK	ICICI Bank Ltd.	SOCIETE GENERALE	BUY	120405	1422.9
JISLDVREQS	Jain DVR Equity Shares	ANANTROOP FINANCIAL ADVISORY SERVICES PRIVATE LIMITED	BUY	100000	34.6
JISLDVREQS	Jain DVR Equity Shares	KREDENT TRADING LLP	SELL	118089	34.93
JISLDVREQS	Jain DVR Equity Shares	SANJAY KOTHARI	SELL	100000	34.6
LANCORHOL	Lancor Holdings Limited	ANILKUMAR	SELL	655611	20.32
LT	Larsen & Toubro Limited	PI OPPORTUNITIES AIF V LLP	BUY	271666	3683
LT	Larsen & Toubro Limited	PIONEER INVESTMENT FUND	SELL	271666	3683
M&M	Mah & Mah Ltd.	MARSHALL WACE INVESTMENT STRATEGIES - EUREKA FUND	SELL	58663	3067.5
M&M	Mah & Mah Ltd.	PI OPPORTUNITIES AIF V LLP	BUY	322788	3085
M&M	Mah & Mah Ltd.	PIONEER INVESTMENT FUND	SELL	322788	3085
M&M	Mah & Mah Ltd.	SOCIETE GENERALE	BUY	58663	3067.5
MARKSANS	Marksans Pharma Limited	BANDHAN MUTUAL FUND	BUY	600000	249.95
MARKSANS	Marksans Pharma Limited	CITIGROUP GLOBAL MARKETS SINGAPORE PTE LIMITED	BUY	400081	249.95
MARKSANS	Marksans Pharma Limited	ORBIMED ASIA IV MAURITIUS FVCI LIMITED	SELL	10273443	249.95
MARKSANS	Marksans Pharma Limited	ORBIMED ASIA IV MAURITIUS FVCI LIMITED	SELL	10273443	249.95
MARKSANS	Marksans Pharma Limited	SOCIETE GENERALE	BUY	920184	249.95

MARKSANS	Marksans Pharma Limited	SUBHKAM VENTURES I PRIVATE LIMITED	BUY	537485	249.95
MARKSANS	Marksans Pharma Limited	UNIFI BCAD FUND	BUY	560000	249.95
MARKSANS	Marksans Pharma Limited	UNIFI BLEND FUND 2	BUY	3000000	249.95
MARKSANS	Marksans Pharma Limited	UNIFI BLEND FUND 2	BUY	3000000	249.95
MARKSANS	Marksans Pharma Limited	UNIFI CAPITAL PRIVATE LIMITED	BUY	594000	249.95
MARKSANS	Marksans Pharma Limited	UNIFI CAPITAL PRIVATE LIMITED -BLENDED RANGOLI	BUY	3247600	249.95
MARKSANS	Marksans Pharma Limited	UNIFI CAPITAL PRIVATE LIMITED -BLENDED RANGOLI	BUY	3247600	249.95
MARKSANS	Marksans Pharma Limited	UTI MUTUAL FUND	BUY	414093	249.95
MONOPHARM A	Mono Pharmacare Limited	CHIRAG JITENDRA PAREKH	SELL	96000	24.63
SATKARTAR	Sat Kartar Shopping Ltd	ALLINA QURESHI	BUY	200000	217.6
SATKARTAR	Sat Kartar Shopping Ltd	PINE OAK GLOBAL FUND	SELL	202400	217.5
SCHAEFFLER	Schaeffler India Ltd	MARSHALL WACE INVESTMENT STRATEGIES - EUREKA FUND	SELL	80807	4199.4
SCHAEFFLER	Schaeffler India Ltd	SOCIETE GENERALE	BUY	80807	4199.4
SEPC-RE3	SEPC Ltd	ANKITA VISHAL SHAH	BUY	2089965	1.17
SEPC-RE3	SEPC Ltd	CENTRAL BANK OF INDIA	SELL	6252202	1.15
SEPC-RE3	SEPC Ltd	DEVI TRADERS LLP	BUY	2000000	1.7
SEPC-RE3	SEPC Ltd	JITEN P SHETH HUF	BUY	2500000	2.03
SEPC-RE3	SEPC Ltd	MARK AB WELFARE TRUST	SELL	20310912	1.86
SEPC-RE3	SEPC Ltd	PUNJAB NATIONAL BANK	SELL	3000000	1.28
SEPC-RE3	SEPC Ltd	PUNJAB NATIONAL BANK	SELL	2000000	2.2
SEPC-RE3	SEPC Ltd	THE SOUTH INDIAN BANK LIMITED	SELL	4379554	1.15
SHANKARA	Shankara Bldg Product Ltd	OHANA INDIA GROWTH FUND	BUY	249644	1028.89
SRPL	Shree Ram Proteins Ltd.	HARBIR SINGH CHADHA	SELL	1206200	0.61
SUYOG	Suyog Telematics Limited	DORITE TRACON PRIVATE LIMITED	BUY	83085	988.8
SUYOG	Suyog Telematics Limited	FORTUNE SMART LIFESTYLE PRIVATE LIMITED	SELL	200000	988.8
SUYOG	Suyog Telematics Limited	NARANTAK DEALCOMM LIMITED	BUY	100000	988.8
UNOMINDA	UNO Minda Limited	MARSHALL WACE INVESTMENT STRATEGIES - EUREKA FUND	SELL	990228	1096.6
UNOMINDA	UNO Minda Limited	SOCIETE GENERALE	BUY	990228	1096.6
URBAN	Urban Env iro Waste Mgmt L	SWAMINATHAN SIVARAMAKRISHNAN	BUY	92800	160.15
WIPRO	Wipro Ltd	AZIM PREMJI TRUST	SELL	180500000	258.99
WIPRO	Wipro Ltd	AZIM PREMJI TRUST	SELL	180500000	258.99
WIPRO	Wipro Ltd	PRAZIM TRADERS	BUY	59500000	258.99
WIPRO	Wipro Ltd	PRAZIM TRADERS	BUY	59500000	258.99
WIPRO	Wipro Ltd	ZASH TRADERS	BUY	121000000	258.99
WIPRO	Wipro Ltd	ZASH TRADERS	BUY	121000000	258.99

Disclosure:

Research Reports that are published by Nirmal Bang Securities Private Limited (hereinafter referred to as "NBSPL") are for private circulation only. NBSPL is a registered Research Analyst under SEBI (Research Analyst) Regulations, 2014 having Registration no. INH000001766. NBSPL is also a registered Stock Broker with National Stock Exchange of India Limited, BSE Limited, Metropolitan Stock Exchange of India Limited, Multi Commodity Exchange of India Limited and , National Commodity and Derivative Exchange Limited in Capital Market , Equity and Commodities derivatives segments and Currency Derivatives Segment .

NBSPL has other business divisions with independent research teams separated by Chinese walls, and therefore may, at times, have different or contrary views on stocks and markets.

NBSPL or its associates have not been debarred / suspended by SEBI or any other regulatory authority for accessing / dealing in securities Market since last 20 years. NBSPL, its associates or analyst or his relatives do not hold any financial interest (Except Investment) in the subject company. NBSPL or its associates or Analyst do not have any conflict or material conflict of interest at the time of publication of the research report with the subject company. NBSPL or its associates or Analyst or his relatives may or may not hold beneficial ownership of 1% or more in the subject company at the end of the month immediately preceding the date of publication of this research report.

NBSPL or its associates / analyst has not received any compensation / managed or co-managed public offering of securities of the company covered by Analyst during the past twelve months. NBSPL or its associates have not received any compensation or other benefits from the company covered by Analyst or third party in connection with the research report. Analyst has not served as an officer, director or employee of Subject Company. NBSPL / analyst has not been engaged in market making activity of the subject company.

Analyst Certification: The research analysts and authors of these reports, hereby certify that the views expressed in this research report accurately reflects my/our personal views about the subject securities, issuers, products, sectors or industries. It is also certified that no part of the compensation of the analyst(s) was, is, or will be directly or indirectly related to the inclusion of specific recommendations or views in this research. The analyst(s) principally responsible for the preparation of this research report and has taken reasonable care to achieve and maintain independence and objectivity in making any recommendations.

Disclaimer:

The Research Report is for the personal information of the authorized recipient and does not construe to be any investment, legal or taxation advice. NBSPL is not soliciting any action based upon it. Nothing in the research report shall be construed as a solicitation to buy or sell any security or product, or to engage in or refrain from engaging in any such transaction. In preparing the research report, we did not take into account the investment objectives, financial situation and particular needs of the reader.

The research report has been prepared for the general use of the clients of NBSPL and must not be copied, either in whole or in part, or distributed or redistributed to any other person in any form. If you are not the intended recipient you must not use or disclose the information in the research report in any way. Though disseminated to all the customers simultaneously, not all customers may receive the research report at the same time. NBSPL will not treat recipients as customers by virtue of their receiving the research report. The research report is not directed or intended for distribution to or use by any person or entity resident in a state, country or any jurisdiction, where such distribution, publication, availability or use would be contrary to law, regulation or which would subject NBSPL & its group companies to registration or licensing requirements within such jurisdictions.

The report is based on the information obtained from sources believed to be reliable, but we do not make any representation or warranty that it is accurate, complete or up-to-date and it should not be relied upon as such. We accept no obligation to correct or update the information or opinions in it. NBSPL or any of its affiliates or employees shall not be in any way responsible for any loss or damage that may arise to any person from any inadvertent error in the information contained in the research report. NBSPL or any of its affiliates or employees do not provide, at any time, any express or implied warranty of any kind, regarding any matter pertaining to this report, including without limitation the implied warranties of merchantability, fitness for a particular purpose, and non-infringement. The recipients of the research report should rely on their own investigations.

This information is subject to change without any prior notice. NBSPL reserves its absolute discretion and right to make or refrain from making modifications and alterations to this statement from time to time. Nevertheless, NBSPL is committed to providing independent and transparent recommendations to its clients, and would be happy to provide information in response to specific client queries.

Before making an investment decision on the basis of research report, the reader needs to consider, with or without the assistance of an adviser, whether the advice is appropriate in light of their particular investment needs, objectives and financial circumstances. There are risks involved in securities trading. The price of securities can and does fluctuate, and an individual security may even become valueless. International investors are reminded of the additional risks inherent in international investments, such as currency fluctuations and international stock market or economic conditions, which may adversely affect the value of the investment. Opinions expressed are subject to change without any notice. Neither the company nor the director or the employees of NBSPL accept any liability whatsoever for any direct, indirect, consequential or other loss arising from any use of the research report and/or further communication in relation to the research report. Here it may be noted that neither NBSPL, nor its directors, employees, agents or representatives shall be liable for any damages whether direct or indirect, incidental, special or consequential including lost revenue or lost profit that may arise from or in connection with the use of the information contained in the research report.

Copyright of this document vests exclusively with NBSPL.

Our reports are also available on our website

Registration granted by SEBI and certification from NISM in no way guarantee performance of NBSPL or provide any assurance of returns to investors.

Nirmal Bang Research (Division of Nirmal Bang Securities Pvt. Ltd.)

B-2, 301/302, Marathon Innova,
Opp. Peninsula Corporate Park
Off. Ganpatrao Kadam Marg
Lower Parel(W), Mumbai-400013
Board No. : 91 22 6723 8000/8001
Fax. : 022 6723 8010